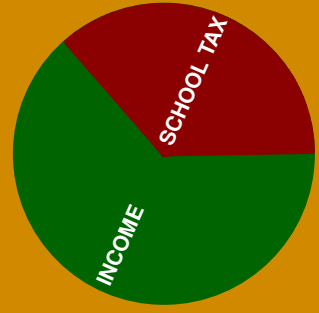


Cheltenham School Tax 2017-18 Impact of Final Tax Increase of 1.9%

Impact on Seniors

Effective Tax Rate: 36.70 %

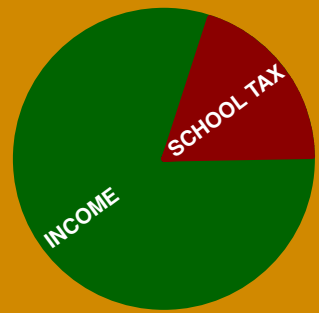
House Assessed Value:	\$143775
Final Millage Rate:	45.951100
School Tax Yearly Bill:	\$6606.62
Annual Social Security Income:(Note 1)	\$18000.00
School Tax as % of Gross Income:	36.70%



Impact on the Unemployed

Effective Tax Rate: 20.29 %

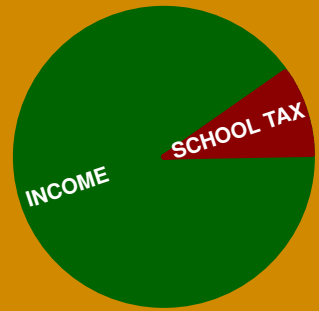
House Assessed Value:	\$143775
Final Millage Rate:	45.951100
School Tax Yearly Bill:	\$6606.62
Annual Unemployment Payment:(Note 3)	\$32561.50
School Tax as % of Gross Income:	20.29%



Impact on Wage Earners

Effective Tax Rate: 10.14 %

House Assessed Value:	\$143775
Final Millage Rate:	45.951100
School Tax Yearly Bill:	\$6606.62
Philadelphia Metro Median Income:(Note 2)	\$65123.00
School Tax as % of Gross Income:	10.14%



(Note 1) Based on a monthly benefit of \$1500 which is the highest benefit listed in "Social Security Fast Facts", Page 20 (https://www.socialsecurity.gov/policy/docs/chartbooks/fast_facts/2016/fast_facts16.html#page20).

(Note 2) Based on US Census Bureau 2015 ACS Philadelphia Metro Median Income of \$65,123 (<https://www.census.gov/content/dam/Census/library/publications/2016/demo/acsbr15-02.pdf>)

(Note 3) Based on statement from PA Department of Labor and Industry: "Your Weekly Benefit Rate should equal about one-half of your full-time weekly wage" (see <http://www.uc.pa.gov/unemployment-benefits/benefits-information/Pages/Weekly-Benefit-Rate.aspx>)

Copyright 2017 WWW.CHELtenham.FM

Released under the Creative Commons Attribution-NonCommercial-NoDerivs 3.0 United States License

WWW.CHELtenham.FM



CHELtenham
TOWNSHIP
PODCAST

Cheltenham School Podcast

WWW.CHELtenham.FM