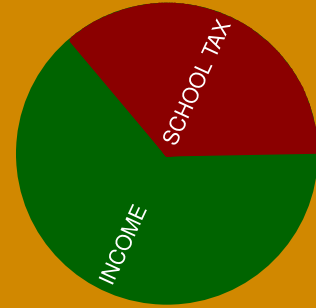


# Cheltenham School Tax 2016-17 Impact of Reduced Tax Increase of 1.3%

## Impact on Seniors

36.44 %

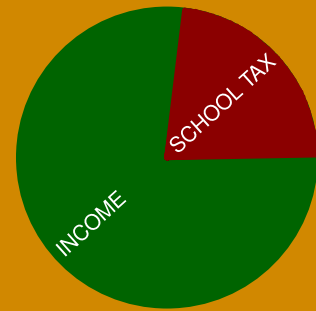
House Assessed Value:	\$144290
Act 1 Max Millage Rate:	45.094300
School Tax Bill:	\$6506.66
Annual Social Security Income:(1)	\$17856.00
School Tax as % of Gross Income:	36.44%



## Impact on the Unemployed

23.59 %

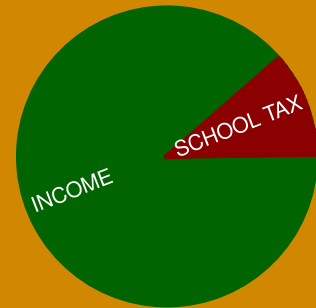
House Assessed Value:	\$144290
Act 1 Max Millage Rate:	45.094300
School Tax Bill:	\$6506.66
Annual Unemployment Compensation:(3)	\$27586.50
School Tax as % of Gross Income:	23.59%



## Impact on Wage Earners

11.79 %

House Assessed Value:	\$144290
Act 1 Max Millage Rate:	45.094300
School Tax Bill:	\$6506.66
PA Median Household Income:(2)	\$55173.00
School Tax as % of Gross Income:	11.79%



(1) Based on a monthly benefit of \$1,488 which is the highest benefit listed in "Fast Facts & Figures About Social Security, 2015", Page 20 ([http://www.socialsecurity.gov/policy/docs/chartbooks/fast\\_facts/2015/fast\\_facts15.pdf](http://www.socialsecurity.gov/policy/docs/chartbooks/fast_facts/2015/fast_facts15.pdf)).

(2) Based on US Census Bureau series: "Table H-8. Median Household Income by State: 1984 to 2014" for Pennsylvania \$55,173 (<https://www.census.gov/hhes/www/income/data/historical/household/2014/h08.xls>)

(3) Based on statement from PA Department of Labor and Industry: "Your Weekly Benefit Rate should equal about one-half of your full-time weekly wage" (see <http://www.portal.state.pa.us/portal/server.pt?open=514&objID=922267&mode=2>)